

Customer Instructions for Reuse Hook Up

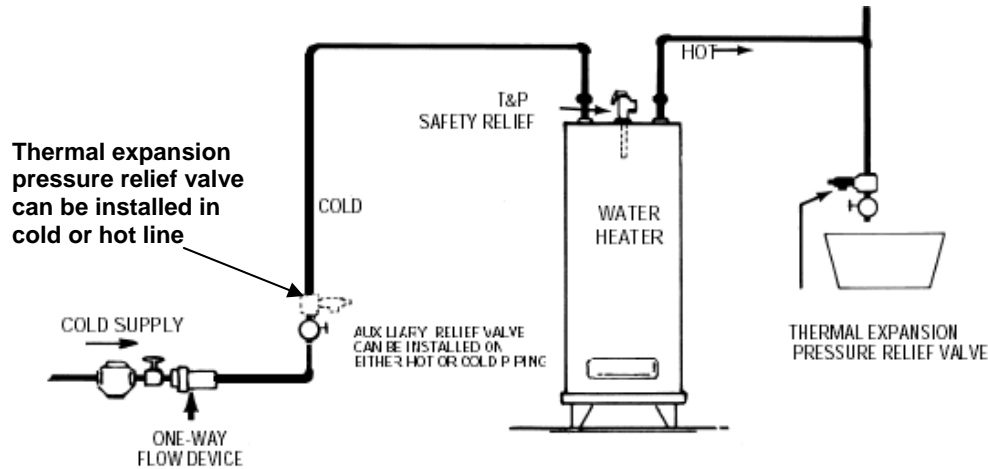


Connection to the City of Pompano Beach reuse water system will require the following:

- 1) The customer must pull a Plumbing Permit for installation of a of Double Check Backflow Assembly or Reduced pressure zone assembly at the existing domestic water meter and installation of the new **PURPLE PIPE** water supply from the new reuse meter to the irrigation system piping.
- 2) The customer must install a means of controlling thermal expansion in the water supply system, either at the water heater or at the water supply into the house. (See Detail A and B) The use of an expansion tank or a special pressure relief valve is acceptable.
- 3) The customer must schedule inspections of all work prior to covering. Inspections must be scheduled prior to 3:30 PM and 24 hours in advance. All work must be uncovered and under working pressure for inspection. All backflow assemblies must be certified by a Certified Backflow Technician prior to final inspection.

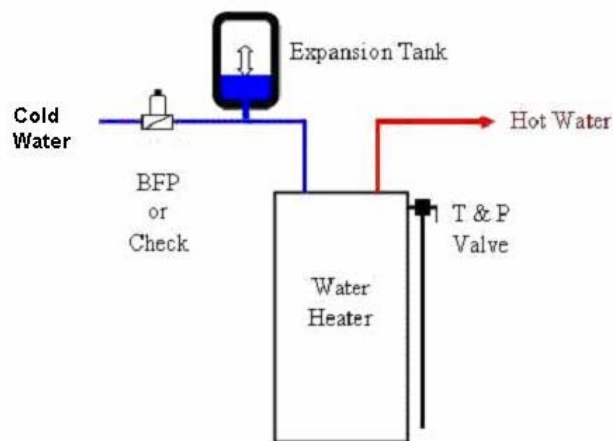
Customer Instructions for Reuse Hook Up

Detail A



The installation of a backflow prevention assembly creates a closed plumbing system. It is necessary to install a means of controlling thermal expansion in the water supply system. One method of achieving this is the installation of a pressure relief valve, as shown in Detail A, which can be set to relieve excess pressure in the system. This pressure relief valve can be installed on either the hot or cold water line but it is important to note that it should be installed in a location that will prevent damage in the event that the relief valve discharges water to relieve the excess pressure in the water supply system. Please note that this is not the same valve as the Temperature and Pressure (T & P) relief valve which is usually installed on the top of the water heater as shown above. The T & P valve is not permitted to be used as a means of controlling thermal expansion.

Detail B

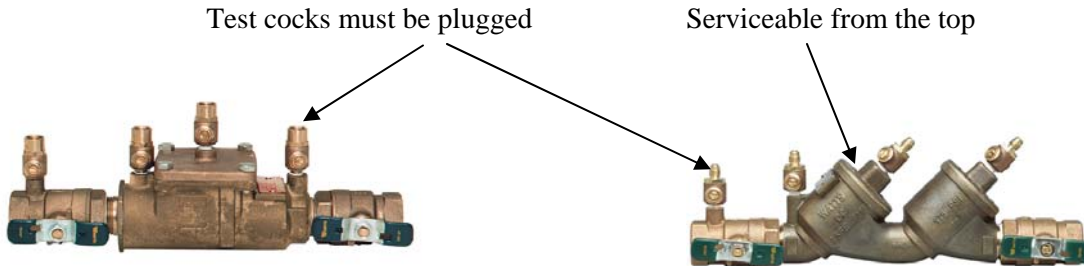


Another method of controlling thermal expansion is by the use of a thermal expansion tank. This tank must be installed on the water supply as shown in Detail B. Thermal expansion tanks must be properly sized and installed as per the manufacturers installation instructions

Customer Instructions for Reuse Hook Up

Due to the high risk of a cross connection between the reuse water supply and the potable water supply, Florida Department of Environmental Protection Florida Administrative Code requires the installation of a backflow prevention assembly near the public water supply meter.

If a double check valve assembly is used it is permitted to be installed below grade in a separate valve box which is provided by the customer. Because of the possibility of flooding in the valve box the double check backflow assembly test cocks must be plugged. The backflow assembly valve must also be serviceable and testable from the top.



This new double check valve assembly must be installed at least one foot away from the water meter but as close as practical to the meter. The backflow prevention assembly must be certified by a Certified Backflow Technician after it is installed and prior to the Plumbing Inspection.

A PLUMBING PERMIT IS REQUIRED PRIOR TO INSTALLING THE NEW BACKFLOW ASSEMBLY OR THE NEW REUSE WATER CONNECTION TO THE IRRIGATION SYSTEM.

Florida Statute 489 requires that the Plumbing Permit must be pulled and the work must be performed by a licensed Plumbing Contractor. The licensed plumbing contractor must submit a completed Permit Application to the Building Department. Permit applications are available at the Building Department or online at www.mypompanobeach.org.

An exemption in FS 489 permits a homeowner to pull a permit as an Owner Builder. The property must be occupied by the homeowner, the property must not be for sale or rent and the property owner is not permitted to hire unlicensed contractors to perform the work. An Owner Builder Affidavit attesting to these conditions must be submitted along with a Plumbing Permit application.

A Plumbing inspection must be scheduled after the new backflow is installed and prior to covering any work. Inspections must be scheduled 24 hours in advance. Inspections scheduled after 3:30 PM will be performed two working days later. Inspections can be scheduled by using the internet at www.mypompanobeach.org or by calling the Building Department at 954 786 4198. You MUST have your permit number and PIN number when scheduling an inspection. The pin number can be found on your yellow papers that you received when you picked up your permit.

The existing irrigation connection to the potable water supply must be capped and inspected by the Plumbing Inspector.

All new piping from the reuse meter to the irrigation system must be **PURPLE** in color and must be left open for inspection. The **PURPLE** piping must be under working pressure when an inspection is performed.